

Who are the Members of the Scottish Youth Parliament?



MSYPs by gender




- Female (54.89%)
- Male (42.86%)
- Prefer to use my own term (1.50%)
- Prefer not to say (0.75%)

There are more MSYPs who identify as female than male.

The SYP Board has an equal gender split.

MSYPs with experience of care

11.29% of MSYPs reported having an experience of care. This is much higher than Scotland's population of young people as a whole (2%).



- No experience of care (88.72%)
- Experience of care (11.28%)

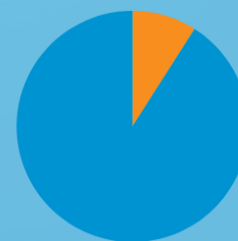
Sexual orientation of MSYPs

Over 39% of MSYPs identify as LGBTI+.



- Heterosexual (57.14%)
- Bisexual (27.07%)
- Gay / Lesbian (8.27%)
- Prefer to use my own term (3.76%)
- Prefer not to say (3.76%)

MSYPs who are young carers



- Yes (9.02%)
- No (90.98%)

Over 9% of MSYPs carry out roles as young carers in addition to their SYP duties, providing unpaid care for a family member.

MSYPs with disabilities

SYP is committed to removing barriers to representation for young people with disabilities. Nearly 17% of MSYPs consider themselves to have a disability.



■ No disability (83.46%) ■ Disability (16.54%)

MSYPs' ethnicity

More than 14% of MSYPs are from minority ethnic groups. According to the 2011 Census, the percentage of people in Scotland from minority ethnic groups is 4%.



■ British/English/ Northern Irish/Scottish/ Welsh (85.71%) ■ Minority ethnic groups (14.29%)

MSYPs per SIMD decile



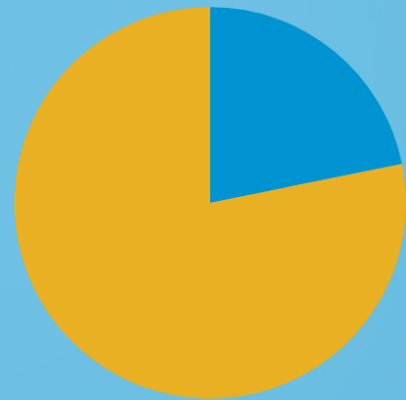
■ Decile 1 (12.09%) ■ Decile 2 (7.39%) ■ Decile 3 (8.69%)
 ■ Decile 4 (12.09%) ■ Decile 5 (14.09%) ■ Decile 6 (5.99%)
 ■ Decile 7 (11.39%) ■ Decile 8 (8.09%) ■ Decile 9 (12.09%)
 ■ Decile 10 (8.09%)

The Scottish Index of Multiple Deprivation (SIMD) breaks down Scotland into 6,505 areas, each containing around 800 people, ranked from 1 (most deprived) to 6,505 (least deprived). This pie chart records the percentage of MSYPs in each decile (grouping of 10%) of the SIMD scale.

There is a fairly even representation of MSYPs from all ten deciles.

Job aspirations

Only 21.8% of MSYPs want to work as a politician or elected official.



■ Politician/Elected Official (21.80%) ■ Other profession (78.20%)

The Scottish Youth Parliament is the democratically elected voice of Scotland's young people. Our vision for Scotland is of a nation that actively listens to and values the meaningful participation of its children and young people.

Find out more at www.syp.org.uk
 @OfficialSYP

